



Earnings Presentation – 2nd Quarter, 2024

July 24, 2024

Disclaimer Statement

This presentation contains forward-looking statements within the meaning of Section 27A of the Securities Act of 1933, as amended, Section 21E of the Securities Exchange Act of 1934, as amended, and the Private Securities Litigation Reform Act of 1995 that involve risk and uncertainties. All statements in this presentation other than statements of historical fact, including statements regarding projections, expected operating results, and other events that depend upon or refer to future events or conditions or that include words such as “expects,” “anticipates,” “intends,” “plans,” “believes,” “estimates,” “thinks,” and similar expressions, are forward-looking statements. Although the Company believes that these forward-looking statements are based on reasonable assumptions, these assumptions are inherently subject to significant economic and competitive uncertainties and contingencies, which are difficult or impossible to predict accurately and may be beyond the control of the Company. Accordingly, the Company cannot give any assurance that its expectations will in fact occur and cautions that actual results may differ materially from those in the forward-looking statements. A number of factors could affect the future results of the Company or the healthcare industry generally and could cause the Company’s expected results to differ materially from those expressed in this presentation. These factors include, among other things: general economic and business conditions, both nationally and in the regions in which we operate, including the impact of current negative macroeconomic conditions, inflationary conditions, the current high interest rate environment, and current geopolitical instability, as well as the potential impact on us of political, financial, credit and capital conditions; the impact of current or future federal and state health reform initiatives; the extent to and manner in which states adopt changes to Medicaid programs, implement health insurance exchanges or alter or reduce the provision of, or payment for, healthcare to state residents through legislation, regulation or otherwise; changes related to health insurance enrollment, including those affecting the beneficiary enrollment process and the stability of health insurance exchanges; risks associated with our substantial indebtedness, leverage and debt service obligations, including our ability to refinance such indebtedness on acceptable terms or to incur additional indebtedness, and our ability to remain in compliance with debt covenants; demographic changes; changes in, or the failure to comply with, federal, state or local laws or governmental regulations affecting our business; judicial developments impacting the Company or the healthcare industry, including the potential impact of the recent decisions of the U.S. Supreme Court regarding the actions of federal agencies; potential adverse impact of known and unknown legal, regulatory and governmental proceedings and other loss contingencies, including governmental investigations and audits, and federal and state false claims act litigation; our ability, where appropriate, to enter into and maintain provider arrangements with payors and the terms of these arrangements, which may be further affected by the increasing consolidation of health insurers and managed care companies and vertical integration efforts involving payors and healthcare providers; changes in, or the failure to comply with, contract terms with payors and changes in reimbursement policies, methodologies or rates paid by federal or state healthcare programs or commercial payors; security breaches, cyber-attacks, loss of data, other cybersecurity threats or incidents, including those experienced with respect to our information systems or the information systems of third parties with whom we conduct business, and any actual or perceived failures to comply with legal requirements governing the privacy and security of health information or other regulated, sensitive or confidential information, or legal requirements regarding data privacy or data protection; any potential impairments in the carrying value of goodwill, other intangible assets, or other long-lived assets, or changes in the useful lives of other intangible assets; the effects related to the sequestration spending reductions pursuant to both the Budget Control Act of 2011 and the Pay-As-You-Go Act of 2010 and the potential for future deficit reduction legislation; increases in the amount and risk of collectability of patient accounts receivable, including decreases in collectability which may result from, among other things, self-pay growth and difficulties in recovering payments for which patients are responsible, including co-pays and deductibles; the efforts of insurers, healthcare providers, large employer groups and others to contain healthcare costs, including the trend toward value-based purchasing; the impact of competitive labor market conditions, including in connection with our ability to hire and retain qualified nurses, physicians, other medical personnel and key management, and increased labor expenses arising from inflation and/or competition for such positions; the inability of third parties with whom we contract to provide hospital-based physicians and the effectiveness of our efforts to mitigate such non-performance including through acquisitions of outsourced medical specialist businesses, engagement with new or replacement providers, employment of physicians and re-negotiation or assumption of existing contracts; any failure to obtain medical supplies or pharmaceuticals at favorable prices; liabilities and other claims asserted against us, including self-insured professional liability claims; competition; trends toward treatment of patients in less acute or specialty healthcare settings, including ambulatory surgery centers or specialty hospitals or via telehealth; changes in medical or other technology; any failure of our ongoing process of redesigning and consolidating key business functions, including through the implementation of a new core enterprise resource planning system, to proceed as expected or to be completed successfully; changes in U.S. GAAP; the availability and terms of capital to fund any additional acquisitions or replacement facilities or other capital expenditures; our ability to successfully make acquisitions or complete divestitures, our ability to complete any such acquisitions or divestitures on desired terms or at all, the timing of the completion of any such acquisitions or divestitures, and our ability to realize the intended benefits from any such acquisitions or divestitures; the impact that changes in our relationships with joint venture or syndication partners could have on effectively operating our hospitals or ancillary services or in advancing strategic opportunities; our ability to successfully integrate any acquired hospitals and/or outpatient facilities, or to realize expected benefits from acquisitions such as increased growth in patient service revenues; the impact of severe weather conditions and climate change, as well as the timing and amount of insurance recoveries in relation to severe weather events; our ability to obtain adequate levels of insurance, including general liability, professional liability, cyber liability and directors and officers liability insurance; timeliness of reimbursement payments received under government programs; effects related to pandemics, epidemics, or outbreaks of infectious diseases on our business, results of operations, financial condition, and/or cash flows; any failure to comply with our obligations under license or technology agreements; challenging economic conditions in non-urban communities in which we operate; the concentration of our revenue in a small number of states; our ability to realize anticipated cost savings and other benefits from our current strategic and operational cost savings initiatives; any changes in or interpretations of income tax laws and regulations; and the risk factors set forth in our Annual Report on Form 10-K for the year ended December 31, 2023, filed with the Securities and Exchange Commission (the “SEC”) on February 21, 2024 and other filings filed with the SEC.

The consolidated operating results for the three and six months ended June 30, 2024, are not necessarily indicative of the results that may be experienced for any future periods. The Company cautions that the projections for calendar year 2024 set forth in this presentation are given as of the date hereof based on currently available information. The Company undertakes no obligation to revise or update any forward-looking statements (including such guidance), or to make any other forward-looking statements, whether as a result of new information, future events or otherwise.

The hospitals, operations, and businesses described in this document are owned and operated by distinct and indirect subsidiaries of Community Health Systems, Inc.

Community Health Systems

- Tim L. Hingtgen
Chief Executive Officer
- Kevin J. Hammons
President and CFO

Earnings Presentation – 2nd Quarter, 2024

Income Summary

(Amounts in millions, except margin and per share amounts)

	Three Months Ended June 30,			Six Months Ended June 30,		
	2024	2023	Change	2024	2023	Change
Net Operating Revenues	\$ 3,140	\$ 3,115	0.8%	\$ 6,279	\$ 6,223	0.9%
Adjusted EBITDA ⁽¹⁾	\$ 387	\$ 373	3.8%	\$ 765	\$ 707	8.2%
Adjusted EBITDA Margin ⁽¹⁾	12.3%	12.0%	30 BPS	12.2%	11.4%	80 BPS
Net Loss per Share, Excluding Adjustments ⁽²⁾	\$ (0.17)	\$ (0.22)		\$ (0.31)	\$ (0.65)	
Shares Outstanding (Weighted and Fully Diluted)	132	131		132	130	

(1) See the Unaudited Supplemental Information contained in this presentation for a definition of Adjusted EBITDA and a reconciliation of Adjusted EBITDA, as defined, to net loss attributable to Community Health Systems, Inc. stockholders as derived directly from the condensed consolidated financial statements for the three and six months ended June 30, 2024 and 2023 (slides 14 and 15).

(2) See reconciliation of diluted net loss per share, excluding adjustments, on slide 5.

Note: Consolidated hospital count of 71 at 6/30/2024 versus 78 at 6/30/2023.

Diluted EPS – Excluding Adjustments

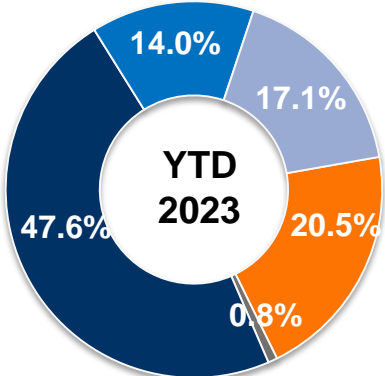
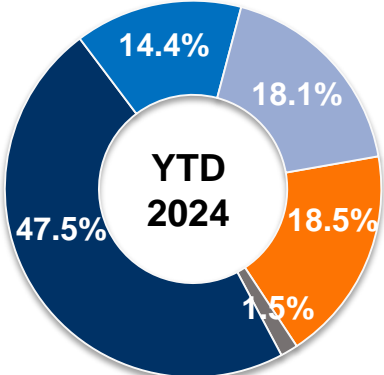
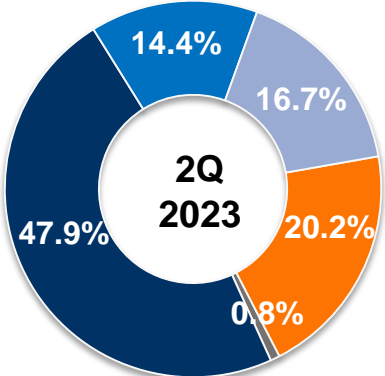
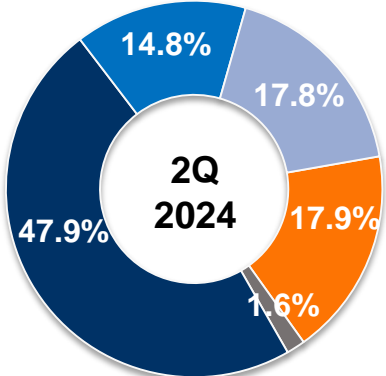
	Three Months Ended June 30,		Six Months Ended June 30,	
	2024	2023	2024	2023
Net loss, as reported	\$ (0.10)	\$ (0.29)	\$ (0.42)	\$ (0.68)
Adjustments:				
Gain from early extinguishment of debt	(0.20)	-	(0.20)	-
Impairment and (gain) loss on sale of businesses, net	0.06	(0.02)	0.16	(0.13)
Expense from government and other legal matters and related costs	-	-	-	0.06
Expense from business transformation costs	0.07	0.04	0.15	0.04
Expense related to employee termination benefits and other restructuring charges	-	0.05	-	0.06
Net loss, excluding adjustments	\$ (0.17)	\$ (0.22)	\$ (0.31)	\$ (0.65)

(Total per share amounts may not add due to rounding)

2Q 2024 Summary

	2Q 2024 compared to 2Q 2023		YTD 2024 compared to YTD 2023	
	Consolidated	Same Store	Consolidated	Same Store
Net Operating Revenue	0.8%	4.7%	0.9%	5.2%
Net Revenue per AA		1.4%		2.6%
Admissions	-2.8%	3.0%	-2.6%	3.4%
Adjusted Admissions	-2.4%	3.2%	-3.2%	2.5%
Surgeries	-3.7%	0.6%	-4.4%	0.5%
ER Visits	-5.5%	1.1%	-4.8%	2.3%

Payor Mix (Consolidated)



Key

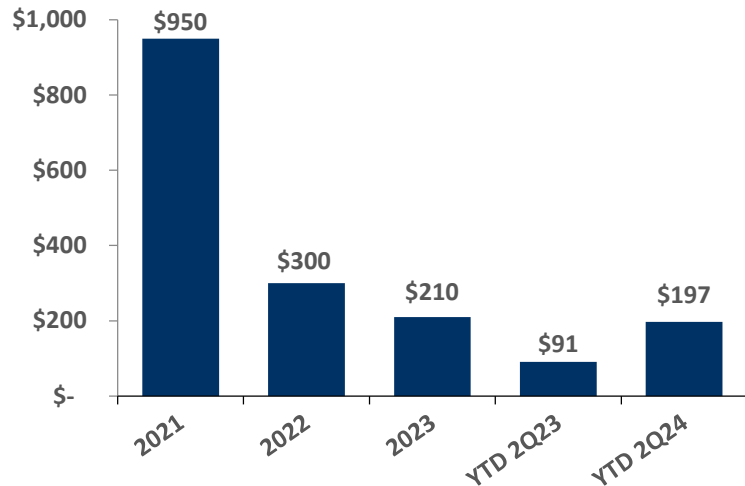
- Managed Care & Other
- Medicaid
- Medicare Managed Care
- Medicare
- Self-Pay

- Payor mix as % of net revenue.
- Total consolidated uncompensated care as % of adjusted net revenue (net revenue before provision for uncollectible revenue + charity care + administrative self pay discount) was 27.4% for 2Q24 compared to 27.8% for 2Q23.

Cash Flow & Capital Expenditures

Cash Flows from Operations

Excluding Repaid Medicare Accelerated Payments
(\$ in millions)

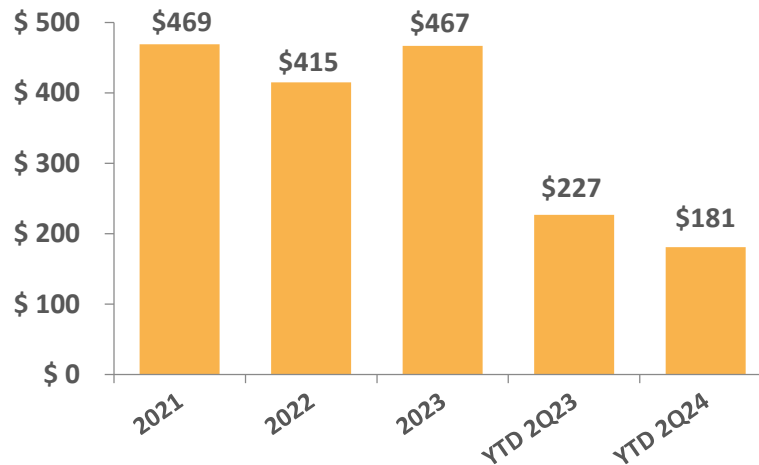


Reported Cash Flows from Operations are provided in the Form 8-K dated July 24, 2024.

Excludes Medicare accelerated payments repaid in 2021 of \$1,081 million.

Capital Expenditures

(\$ in millions)



	2021	2022	2023	YTD 2Q23	YTD 2Q24
CapEx % of Net Revenue	3.8%	3.4%	3.7%	3.6%	2.9%
Number of Hospitals at Year / Quarter End	83	80	71	78	71

Balance Sheet Data

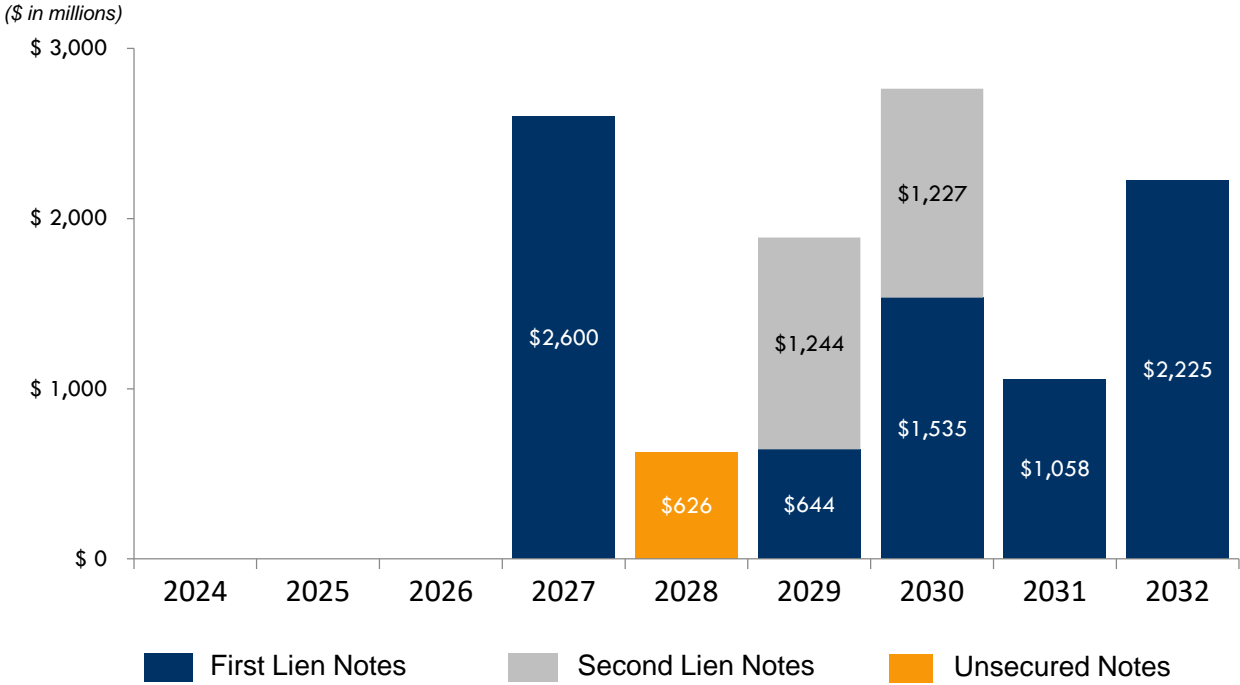
(\$ in millions)

	June 30, 2024	December 31, 2023
Working Capital	\$ 1,027	\$ 1,066
Total Assets	\$ 14,411	\$ 14,455
Total Debt	\$ 11,531	\$ 11,487
Stockholders' Deficit	\$ (1,441)	\$ (1,392)

- At June 30, 2024, substantially all of our debt was fixed rate debt.
- Days revenue outstanding for same-store hospitals, adjusted for the impact of receivables for state Medicaid supplemental payment programs, was 58 days at both June 30, 2024 and December 31, 2023.

Debt Maturity Profile

June 30, 2024



Note: Debt maturity profile does not include amounts outstanding under the \$1 billion ABL Facility

2024 Guidance Issued July 24, 2024

	2024 Projection Range
• Net operating revenues (in millions)	\$12,500 to \$12,700
• Adjusted EBITDA (in millions)	\$1,520 to \$1,600
• Depreciation and amortization as a percentage of net operating revenues	4.0%
• Net loss per share – diluted	\$(0.45) to \$(0.30)
• Weighted-average diluted share (in millions)	132 to 133
• Net cash provided by operating activities (in millions)	\$500 to \$650
• Capital expenditures (in millions)	\$350 to \$400

Our comprehensive 2024 guidance has been provided on pages 16 and 17 on Form 8-K dated July 24, 2024 and includes important assumptions and exclusions.

Medium-Term Financial Goals

	Medium-Term Within 3-5 Years
Net Revenue Growth	Mid-Single Digit
Adjusted EBITDA Margin	Mid-Teens
Annual Free Cash Flow	Positive
Financial Leverage (Net Debt / EBITDA)	Below 5.5x

Financial and operational goals focused on improving EBITDA margin and free cash flow as well as reducing financial leverage.

APPENDIX: Other Financial Information

Unaudited Supplemental Information

EBITDA is a non-GAAP financial measure which consists of net loss attributable to Community Health Systems, Inc. before interest, income taxes, and depreciation and amortization. Adjusted EBITDA, also a non-GAAP financial measure, is EBITDA adjusted to add back net income attributable to noncontrolling interests and to exclude loss (gain) from early extinguishment of debt, impairment and (gain) loss on sale of businesses, expense from third-party consulting costs associated with significant process and systems redesign across multiple functions (the "Business Transformation Costs") as part of the Company's previously disclosed multi-year initiative to modernize and consolidate technology platforms and associated processes, expense related to government and other legal matters and related costs, expense related to employee termination benefits and other restructuring charges, the impact of a change in estimate to increase the professional liability claims accrual recorded during the fourth quarter of 2022 with respect to claims incurred in prior years related to divested locations and the gain on sale by HealthTrust of a majority interest in CoreTrust completed during the fourth quarter of 2022. The Company has from time to time sold noncontrolling interests in certain of its subsidiaries or acquired subsidiaries with existing noncontrolling interest ownership positions. The Company believes that it is useful to present Adjusted EBITDA because it adds back the portion of EBITDA attributable to these third-party interests. The Company reports Adjusted EBITDA as a measure of financial performance. Adjusted EBITDA is a key measure used by management to assess the operating performance of the Company's hospital operations and to make decisions on the allocation of resources. Adjusted EBITDA is also used to evaluate the performance of the Company's executive management team and is one of the primary metrics used in connection with determining short-term cash incentive compensation and the achievement of vesting criteria with respect to performance-based equity awards. In addition, management utilizes Adjusted EBITDA in assessing the Company's consolidated results of operations and operational performance and in comparing the Company's results of operations between periods. The Company believes it is useful to provide investors and other users of the Company's financial statements this performance measure to align with how management assesses the Company's results of operations. Adjusted EBITDA also is comparable to a similar metric called Consolidated EBITDA, as defined in the Company's asset-based loan facility (the "ABL Facility") and the Company's existing note indentures, which is a key component in the determination of the Company's compliance with certain covenants under the ABL Facility and such note indentures (including the Company's ability to service debt and incur capital expenditures), and is used to determine the interest rate and commitment fee payable under the ABL Facility (although Adjusted EBITDA does not include all of the adjustments described in the ABL Facility). Adjusted EBITDA includes the Adjusted EBITDA attributable to hospitals that were divested during the course of such year, but in each case solely to the extent relating to the period prior to the consummation of the applicable divestiture.

Adjusted EBITDA is not a measurement of financial performance under U.S. GAAP. It should not be considered in isolation or as a substitute for net income, operating income, or any other performance measure calculated in accordance with U.S. GAAP. The items excluded from Adjusted EBITDA are significant components in understanding and evaluating financial performance. The Company believes such adjustments are appropriate as the magnitude and frequency of such items can vary significantly and are not related to the assessment of normal operating performance. Additionally, this calculation of Adjusted EBITDA may not be comparable to similarly titled measures disclosed by other companies.

Unaudited Supplemental Information

The following table reflects the reconciliation of Adjusted EBITDA, as defined, to net loss attributable to Community Health Systems, Inc. stockholders as derived directly from the condensed consolidated financial statements (in millions):

	Three Months Ended June 30,		Six Months Ended June 30,	
	2024	2023	2024	2023
Net loss attributable to Community Health Systems, Inc. stockholders	\$ (13)	\$ (38)	\$ (55)	\$ (89)
Adjustments:				
Provision for income taxes	24	38	52	65
Depreciation and amortization	125	124	241	255
Net income attributable to noncontrolling interests	39	40	75	71
Interest expense, net	216	207	426	414
Gain from early extinguishment of debt	(26)	-	(26)	-
Impairment and (gain) loss on sale of businesses, net	10	(13)	27	(35)
Expense from government and other legal matters and related costs	-	-	-	10
Expense from business transformation costs	12	6	25	6
Expense related to employee termination benefits and other restructuring charges	-	9	-	10
Adjusted EBITDA	<u>\$ 387</u>	<u>\$ 373</u>	<u>\$ 765</u>	<u>\$ 707</u>