



Earnings Presentation – 4th Quarter, 2023

February 20, 2024

Disclaimer Statement

This press release contains forward-looking statements within the meaning of Section 27A of the Securities Act of 1933, as amended, Section 21E of the Securities Exchange Act of 1934, as amended, and the Private Securities Litigation Reform Act of 1995 that involve risk and uncertainties. All statements in this press release other than statements of historical fact, including statements regarding projections, expected operating results, and other events that depend upon or refer to future events or conditions or that include words such as “expects,” “anticipates,” “intends,” “plans,” “believes,” “estimates,” “thinks,” and similar expressions, are forward-looking statements. Although the Company believes that these forward-looking statements are based on reasonable assumptions, these assumptions are inherently subject to significant economic and competitive uncertainties and contingencies, which are difficult or impossible to predict accurately and may be beyond the control of the Company. Accordingly, the Company cannot give any assurance that its expectations will in fact occur and cautions that actual results may differ materially from those in the forward-looking statements. A number of factors could affect the future results of the Company or the healthcare industry generally and could cause the Company’s expected results to differ materially from those expressed in this press release. These factors include, among other things: general economic and business conditions, both nationally and in the regions in which we operate, including the current negative macroeconomic conditions, ongoing inflationary pressures that have significantly increased and may continue to significantly increase our expenses, the current high interest rate environment, ongoing challenging labor market conditions and labor shortages, and current geopolitical instability, as well as the potential impact on us of financial, credit and capital conditions, including the potential impact of such conditions on our ability to access credit, liquidity and capital market sources on acceptable terms or at all; the impact of current or future federal and state health reform initiatives; the extent to and manner in which states adopt changes to Medicaid programs, implement health insurance exchanges or alter or reduce the provision of, or payment for, healthcare to state residents through legislation, regulation or otherwise; changes related to health insurance enrollment, including those affecting the beneficiary enrollment process and the stability of health insurance exchanges; risks associated with our substantial indebtedness, leverage and debt service obligations, including our ability to refinance such indebtedness on acceptable terms or to incur additional indebtedness, and our ability to remain in compliance with debt covenants; demographic changes; changes in, or the failure to comply with, federal, state or local laws or governmental regulations affecting our business; potential adverse impact of known and unknown legal, regulatory and governmental proceedings and other loss contingencies, including governmental investigations and audits, and federal and state false claims act litigation; our ability, where appropriate, to enter into and maintain provider arrangements with payors and the terms of these arrangements, which may be further affected by the increasing consolidation of health insurers and managed care companies and vertical integration efforts involving payors and healthcare providers; changes in, or the failure to comply with, contract terms with payors and changes in reimbursement policies, methodologies or rates paid by federal or state healthcare programs or commercial payors; security breaches, cyber-attacks, loss of data, other cybersecurity threats or incidents, and any actual or perceived failures to comply with legal requirements governing the privacy and security of health information or other regulated, sensitive or confidential information, or legal requirements regarding data privacy or data protection; any potential impairments in the carrying value of goodwill, other intangible assets, or other long-lived assets, or changes in the useful lives of other intangible assets; the effects related to the sequestration spending reductions pursuant to both the Budget Control Act of 2011 and the Pay-As-You-Go Act of 2010 and the potential for future deficit reduction legislation; increases in the amount and risk of collectability of patient accounts receivable, including decreases in collectability which may result from, among other things, self-pay growth and difficulties in recovering payments for which patients are responsible, including co-pays and deductibles; the efforts of insurers, healthcare providers, large employer groups and others to contain healthcare costs, including the trend toward value-based purchasing; the impact of competitive labor market conditions and the shortage of nurses, including in connection with our ability to hire and retain qualified nurses, physicians, other medical personnel and key management, and increased labor expenses as a result of such competitive labor market conditions, inflation and competition for such positions; the inability of third parties with whom we contract to provide hospital-based physicians and the effectiveness of our efforts to mitigate such non-performance including through acquisitions of outsourced medical specialist businesses, engagement with new or replacement providers, employment of physicians and re-negotiation or assumption of existing contracts; any failure to obtain medical supplies or pharmaceuticals at favorable prices; liabilities and other claims asserted against us, including self-insured professional liability claims; competition; trends toward treatment of patients in less acute or specialty healthcare settings, including ambulatory surgery centers or specialty hospitals or via telehealth; changes in medical or other technology; any failure of our ongoing process of redesigning and consolidating key business functions, including through the implementation of a new core enterprise resource planning system, to proceed as expected or to be completed successfully; changes in U.S. GAAP; the availability and terms of capital to fund any additional acquisitions or replacement facilities or other capital expenditures; our ability to successfully make acquisitions or complete divestitures, our ability to complete any such acquisitions or divestitures on desired terms or at all, the timing of the completion of any such acquisitions or divestitures, and our ability to realize the intended benefits from any such acquisitions or divestitures; the impact that changes in our relationships with joint venture or syndication partners could have on effectively operating our hospitals or ancillary services or in advancing strategic opportunities; our ability to successfully integrate any acquired hospitals and/or outpatient facilities, or to recognize expected synergies from acquisitions; the impact of severe weather conditions and climate change, as well as the timing and amount of insurance recoveries in relation to severe weather events; our ability to obtain adequate levels of insurance, including general liability, professional liability, cyber liability and directors and officers liability insurance; timeliness of reimbursement payments received under government programs; effects related to pandemics, epidemics, or outbreaks of infectious diseases, including the impact of any future developments related to COVID-19 and the COVID-19 pandemic on our business, results of operations, financial condition, and/or cash flows; any failure to comply with our obligations under license or technology agreements; challenging economic conditions in non-urban communities in which we operate; the concentration of our revenue in a small number of states; our ability to realize anticipated cost savings and other benefits from our current strategic and operational cost savings initiatives; any changes in or interpretations of income tax laws and regulations; and the risk factors set forth in our Annual Report on Form 10-K for the year ended December 31, 2022, filed with the Securities and Exchange Commission (the “SEC”) on February 17, 2023 and other filings filed with the SEC.

The consolidated operating results for the three months and year ended December 31, 2023, are not necessarily indicative of the results that may be experienced for any future periods. The Company cautions that the projections for calendar year 2024 set forth in this press release are given as of the date hereof based on currently available information. The Company undertakes no obligation to revise or update any forward-looking statements (including such guidance), or to make any other forward-looking statements, whether as a result of new information, future events or otherwise.

The hospitals, operations, and businesses described in this document are owned and operated by distinct and indirect subsidiaries of Community Health Systems, Inc.

Community Health Systems

- Tim L. Hingtgen
Chief Executive Officer
- Kevin J. Hammons
President and CFO

Earnings Presentation – 4th Quarter, 2023

Near-Term Priorities



Near-term priorities
designed to
positively position CHS
for long-term success

Income Summary

(Amounts in millions, except margin and per share amounts)

	Three Months Ended December 31,			Year Ended December 31,		
	2023	2022	Change	2023	2022	Change
Net Operating Revenues	\$ 3,181	\$ 3,142	1.2%	\$ 12,490	\$ 12,211	2.3%
Adjusted EBITDA ⁽¹⁾	\$ 386	\$ 404	-4.5%	\$ 1,453	\$ 1,466	-0.9%
Adjusted EBITDA Margin ⁽¹⁾	12.1%	12.9%	-80 BPS	11.6%	12.0%	-40 BPS
Net (Loss) Income per Share, Excluding Adjustments ⁽²⁾	\$ (0.41)	\$ 1.50		\$ (1.39)	\$ (1.38)	
Shares Outstanding (Weighted and Fully Diluted)	132	130		130	130	

(1) See the Unaudited Supplemental Information contained in this presentation for a definition of Adjusted EBITDA and a reconciliation of Adjusted EBITDA, as defined, to net income (loss) attributable to Community Health Systems, Inc. stockholders as derived directly from the condensed consolidated financial statements for the three months and years ended December 31, 2023 and 2022 (slides 16 and 17).

(2) See reconciliation of diluted net (loss) income per share, excluding adjustments, on slide 6.

Note: Consolidated hospital count of 71 at 12/31/2023 versus 80 at 12/31/2022.

During 2023, no material pandemic relief funds were recognized compared to approximately \$173M in the prior year.

Diluted EPS – Excluding Adjustments

	Three Months Ended December 31,		Year Ended December 31,	
	2023	2022	2023	2022
Net income (loss), as reported	\$ 0.35	\$ 3.18	\$ (1.02)	\$ 0.35
Adjustments:				
Gain from early extinguishment of debt	(0.47)	(1.18)	(0.47)	(1.60)
Impairment and (gain) loss on sale of businesses, net	(0.37)	0.10	(0.33)	0.42
Gain from CoreTrust Transaction	-	(0.71)	-	(0.71)
Expense from government and other legal matters and related costs	0.02	-	0.22	0.03
Expense from business transformation costs	0.05	-	0.13	-
Expense related to employee termination benefits and other restructuring charges	-	0.03	0.07	0.04
Change in estimate for professional claims liability related to divested locations	-	0.09	-	0.09
Net (loss) income, excluding adjustments	\$ (0.41)	\$ 1.50	\$ (1.39)	\$ (1.38)

(Total per share amounts may not add due to rounding)

4Q 2023 Summary

	4Q 2023 compared to 4Q 2022		FY 2023 compared to FY 2022	
	Consolidated Same Store		Consolidated Same Store	
Net Operating Revenue	1.2%	4.1%	2.3%	4.8%
Net Revenue per AA		0.5%		-0.5%
Admissions	0.7%	1.9%	0.3%	3.5%
Adjusted Admissions	1.9%	3.6%	1.7%	5.3%
Surgeries	-1.5%	1.6%	0.0%	5.1%
ER Visits	-4.9%	-1.9%	-2.6%	1.1%

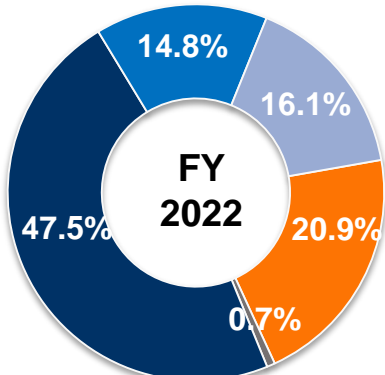
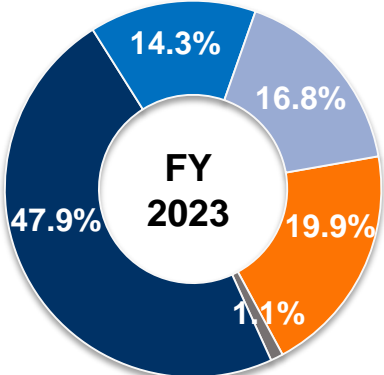
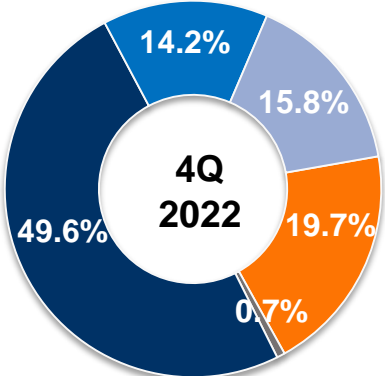
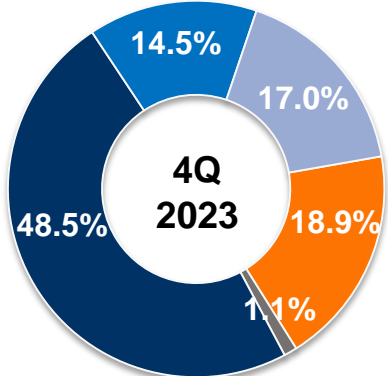
Other Operating Expenses

(\$ in millions)	1Q21	2Q21	3Q21	4Q21	1Q22	2Q22	3Q22	4Q22	1Q23	2Q23	3Q23	4Q23
Supplies	\$491	\$500	\$529	\$521	\$499	\$487	\$492	\$498	\$507	\$504	\$489	\$509
Opex Excluding Contract Labor	<u>\$749</u>	<u>\$740</u>	<u>\$730</u>	<u>\$743</u>	<u>\$740</u>	<u>\$757</u>	<u>\$799</u>	<u>\$805</u>	<u>\$818</u>	<u>\$829</u>	<u>\$848</u>	<u>\$863</u>
Total	\$1,240	\$1,240	\$1,259	\$1,264	\$1,239	\$1,244	\$1,291	\$1,303	\$1,325	\$1,333	\$1,337	\$1,372

Since 2021, CHS has mitigated material expense increases including:

- New hospital openings and additional access points
- Conversion of software licensing to software as a service
- Record-high inflation
- In-sourcing certain contracted physician services

Payor Mix (Consolidated)



Key

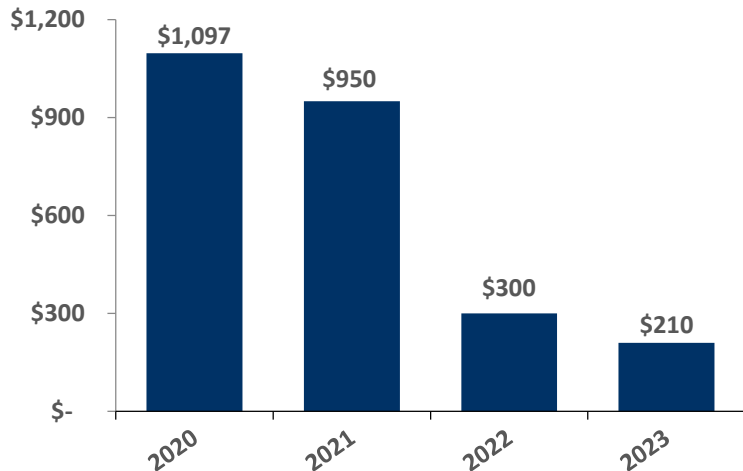
- Managed Care & Other
- Medicaid
- Medicare Managed Care
- Medicare
- Self-Pay

- Payor mix as % of net revenue.
- Total consolidated uncompensated care as % of adjusted net revenue (net revenue before provision for uncollectible revenue + charity care + administrative self pay discount) was 28.1% for 4Q23 compared to 27.7% for 4Q22.

Cash Flow & Capital Expenditures

Cash Flows from Operations

Excluding Received and Repaid Medicare Accelerated Payments
(\$ in millions)

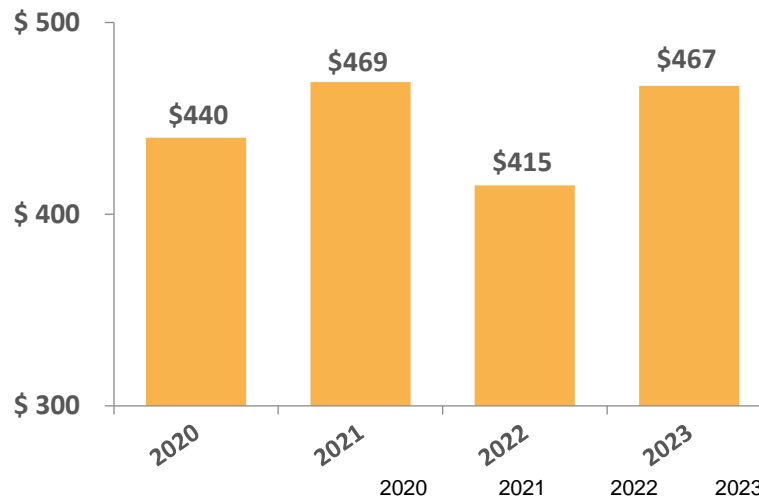


Reported Cash Flows from Operations are provided in the Form 8-K dated February 20, 2024.

Excludes Medicare accelerated payments received of \$1,158 million as well as \$77 million repaid in 2020 and \$1,081 million repaid in 2021.

Capital Expenditures

(\$ in millions)



CapEx % of Net Revenue (includes Replacement Hospitals)	3.7%	3.8%	3.4%	3.7%
Replacement Hospitals % of Net Revenue	1.0%	0.5%	0.1%	0.0%
Number of Hospitals at Year End	89	83	80	71

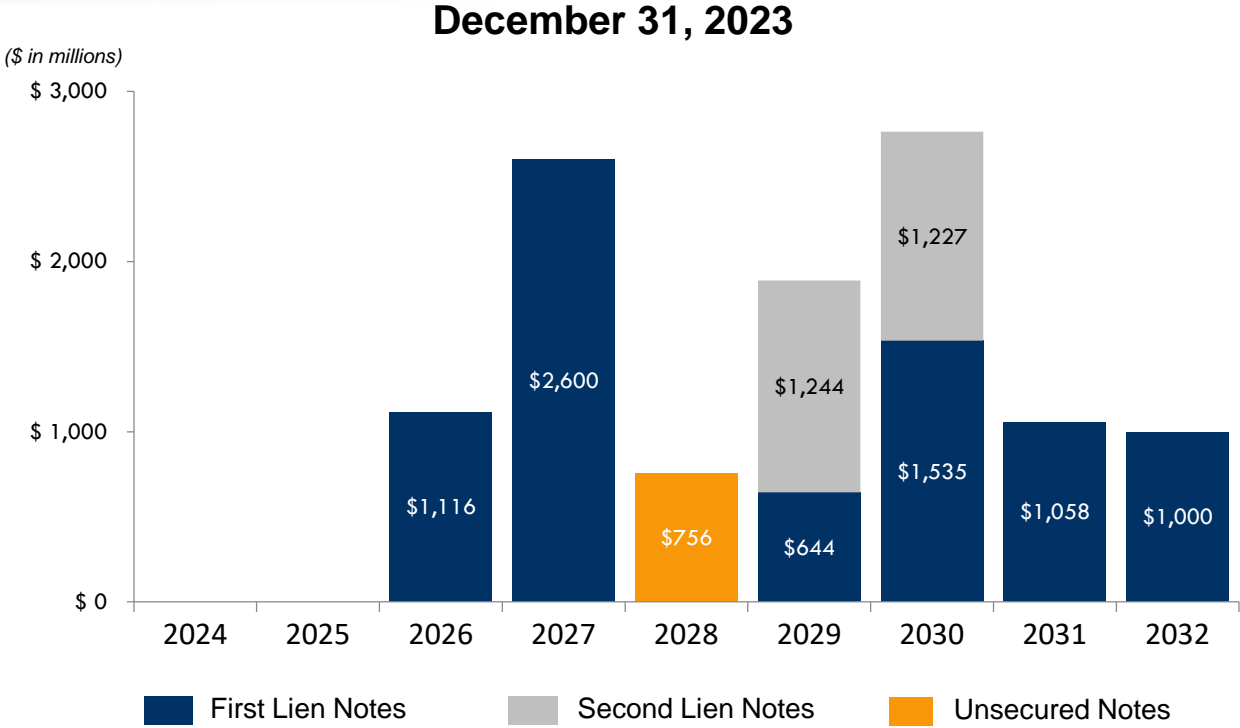
Balance Sheet Data

(\$ in millions)

	December 31, 2023	December 31, 2022
Working Capital	\$ 1,066	\$ 896
Total Assets	\$ 14,455	\$ 14,669
Total Debt	\$ 11,487	\$ 11,635
Stockholders' Deficit	\$ (1,392)	\$ (1,367)

- At December 31, 2023, substantially all of our debt was fixed rate debt.
- Days revenue outstanding for same-store hospitals, adjusted for the impact of receivables for state Medicaid supplemental payment programs, was 58 days at December 31, 2023 and 56 days at December 31, 2022.

Debt Maturity Profile



Note: Debt maturity profile does not include amounts outstanding under the \$1 billion ABL Facility

2024 Guidance Issued February 20, 2024

	2024 Projection Range
• Net operating revenues (in millions)	\$12,300 to \$12,700
• Adjusted EBITDA (in millions)	\$1,475 to \$1,625
• Depreciation and amortization as a percentage of net operating revenues	4.0%
• Net loss per share – diluted	\$(0.65) to \$(0.05)
• Weighted-average diluted share (in millions)	132 to 133
• Net cash provided by operating activities (in millions)	\$500 to \$650
• Capital expenditures (in millions)	\$350 to \$400

Our comprehensive 2024 guidance has been provided on pages 16 and 17 on Form 8-K dated February 20, 2024 and includes important assumptions and exclusions.

Medium-Term Financial Goals

	Medium-Term Within 3-5 Years
Net Revenue Growth	Mid-Single Digit
Adjusted EBITDA Margin	Mid-Teens
Annual Free Cash Flow	Positive
Financial Leverage (Net Debt / EBITDA)	Below 5.5x

Financial and operational goals focused on improving EBITDA margin and free cash flow as well as reducing financial leverage.

APPENDIX: Other Financial Information

Unaudited Supplemental Information

EBITDA is a non-GAAP financial measure which consists of net income (loss) attributable to Community Health Systems, Inc. before interest, income taxes, and depreciation and amortization. Adjusted EBITDA, also a non-GAAP financial measure, is EBITDA adjusted to add back net income attributable to noncontrolling interests and to exclude loss (gain) from early extinguishment of debt, impairment and (gain) loss on sale of businesses, expense from third-party consulting costs associated with significant process and systems redesign across multiple functions (the "Business Transformation Costs") as part of the Company's previously disclosed multi-year initiative to modernize and consolidate technology platforms and associated processes, gain on sale of equity interests in Macon Healthcare, LLC as completed during the third quarter of 2021, expense related to government and other legal matters and related costs, income during the fourth quarter of 2021 associated with the settlement of litigation for the recovery of amounts of certain professional liability claims settled in 2020 covered by third-party insurance policies, expense related to employee termination benefits and other restructuring charges, the impact of a change in estimate to increase the professional liability claims accrual recorded during the fourth quarter of 2022 with respect to claims incurred in prior years related to divested locations and the gain on sale by HealthTrust of a majority interest in CoreTrust completed during the fourth quarter of 2022. The Company has from time to time sold noncontrolling interests in certain of its subsidiaries or acquired subsidiaries with existing noncontrolling interest ownership positions. The Company believes that it is useful to present Adjusted EBITDA because it adds back the portion of EBITDA attributable to these third-party interests. The Company reports Adjusted EBITDA as a measure of financial performance. Adjusted EBITDA is a key measure used by management to assess the operating performance of the Company's hospital operations and to make decisions on the allocation of resources. Adjusted EBITDA is also used to evaluate the performance of the Company's executive management team and is one of the primary metrics used in connection with determining short-term cash incentive compensation and the achievement of vesting criteria with respect to performance-based equity awards. In addition, management utilizes Adjusted EBITDA in assessing the Company's consolidated results of operations and operational performance and in comparing the Company's results of operations between periods. The Company believes it is useful to provide investors and other users of the Company's financial statements this performance measure to align with how management assesses the Company's results of operations. Adjusted EBITDA also is comparable to a similar metric called Consolidated EBITDA, as defined in the Company's asset-based loan facility (the "ABL Facility") and the Company's existing note indentures, which is a key component in the determination of the Company's compliance with certain covenants under the ABL Facility and such note indentures (including the Company's ability to service debt and incur capital expenditures), and is used to determine the interest rate and commitment fee payable under the ABL Facility (although Adjusted EBITDA does not include all of the adjustments described in the ABL Facility). Adjusted EBITDA includes the Adjusted EBITDA attributable to hospitals that were divested during the course of such year, but in each case solely to the extent relating to the period prior to the consummation of the applicable divestiture .

Adjusted EBITDA is not a measurement of financial performance under U.S. GAAP. It should not be considered in isolation or as a substitute for net income, operating income, or any other performance measure calculated in accordance with U.S. GAAP. The items excluded from Adjusted EBITDA are significant components in understanding and evaluating financial performance. The Company believes such adjustments are appropriate as the magnitude and frequency of such items can vary significantly and are not related to the assessment of normal operating performance. Additionally, this calculation of Adjusted EBITDA may not be comparable to similarly titled measures disclosed by other companies.

Unaudited Supplemental Information

The following table reflects the reconciliation of Adjusted EBITDA, as defined, to net income (loss) attributable to Community Health Systems, Inc. stockholders as derived directly from the condensed consolidated financial statements (in millions):

	Three Months Ended December 31,		Year Ended December 31,	
	2023	2022	2023	2022
Net income (loss) attributable to Community Health Systems, Inc. stockholders	\$ 46	\$ 414	\$ (133)	\$ 46
Adjustments:				
Provision for (benefit from) income taxes	108	(121)	191	170
Depreciation and amortization	121	136	505	534
Net income attributable to noncontrolling interests	39	32	149	133
Interest expense, net	209	205	830	858
Gain from early extinguishment of debt	(72)	(180)	(72)	(253)
Impairment and (gain) loss on sale of businesses, net	(78)	17	(87)	71
Gain from Core Trust Transaction	-	(119)	-	(119)
Expense from government and other legal matters and related costs	3	-	36	5
Expense from business transformation costs	9	-	22	-
Expense related to employee termination benefits and other restructuring charges	1	5	12	6
Change in estimate for professional claims liability related to divested locations	-	15	-	15
Adjusted EBITDA	\$ 386	\$ 404	\$ 1,453	\$ 1,466

Note: During 2022, pandemic relief funds of approximately \$173 million were recognized.